

## Consistent and resilient performance

Our business model has stood the test of time and has emerged resilient even during a tumultuous external environment. During the year, we managed to grow our revenue and deliver on our business targets with resilience. The year saw successful capital raise to support our expansion plans in the near future.



## Quarter-wise operational highlights

Although the first few quarters were weak, the year saw sequential revenue growth, with remarkable performance in the fourth quarter.

### Q1 FY 2021-22

**2.03\*MMT**  
Sales volume

**₹951.3 crore**  
Revenue

**₹161.6 crore**  
Operating EBITDA

**₹22.2 crore**  
PAT

### Q3 FY 2021-22

**2.03\*MMT**  
Sales volume

**₹1,057.2 crore**  
Revenue

**₹126 crore**  
Operating EBITDA

**₹6.5 crore**  
PAT

### Q2 FY 2021-22

**2.44\*MMT**  
Sales volume

**₹1,130.8 crore**  
Revenue

**₹200.8 crore**  
Operating EBITDA

**₹54.3 crore**  
PAT

### Q4 FY 2021-22

**3.05\* MMT**  
Sales volume

**₹1,529.3 crore**  
Revenue

**₹255.1 crore**  
Operating EBITDA

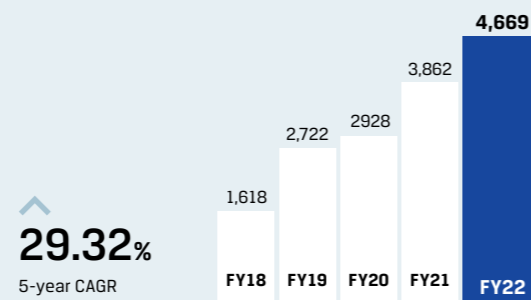
**₹149.7 crore**  
PAT

**₹69.02 crore**  
Financial Assistance  
from government

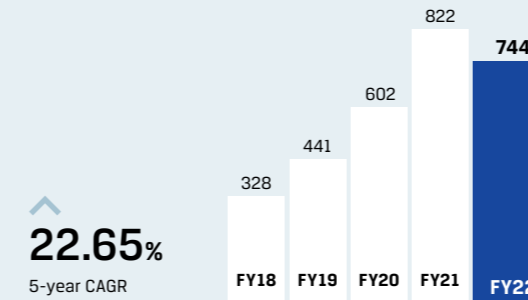
\*Includes Clinker Sale

## Maintaining a robust and resilient trend

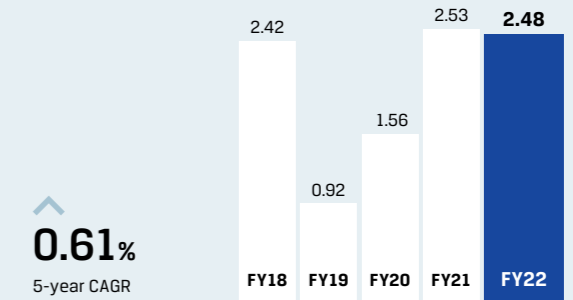
### Revenue (₹ in crore)



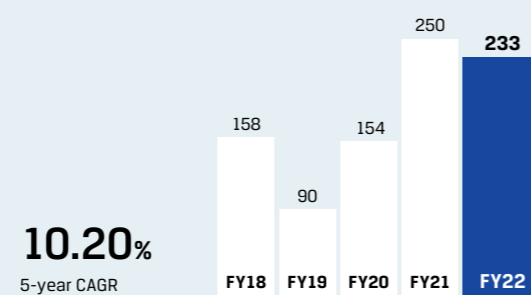
### Operating EBITDA (₹ in crore)



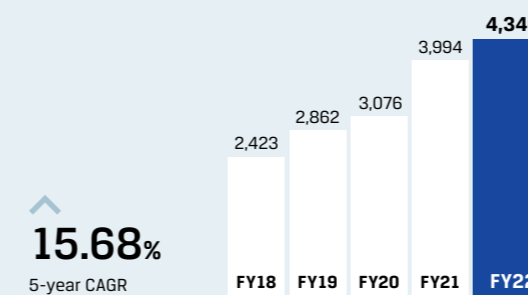
### Earnings per share (₹)



### Profit after tax (PAT) (₹ in crore)



### Net fixed asset (₹ in crore)



### Book value per share (₹)

